



COMMIT TO TOP QUALITY

ATMACE SERIES (G5 Version)

FOUR-POST SCREEN PRINTERS WITH OPTIONS



SILVER NATIONAL
AWARD OF EXCELLENCE
WINNER 96



NATIONAL
INNOVATION
RESEARCH AWARD



SYMBOL OF EXCELLENCE
WINNER 93-03



NATIONAL AWARD OF SME 2003
(Small and Medium Enterprises)



CE CERTIFIED 2000



ISO 9001 ISO 14001
CERTIFIED 97-03



NATIONAL
LITTLE GIANT AWARD
WINNER 2000

▶ APPLICATION

ATMA proud to present top-quality ATMACE series (G5 version) Four-Post Screen Printer for printing task on rigid and flexible materials as used in precision applications and fields.
Ex: Mylar Overlay, Name Plate, Poster, Sticker, Sign, Flexible Circuit, etc..
(/G type accepts thins, light-weighted, non-deforming flexible materials only.)



▶ FEATURES

● Quality Commitment

An ISO9001 and ISO14001 certified professional manufacturer

● Elegant Design

Innovative precision technology and outstanding high-performance design of fast, reactive electro-mechanical transmission system ensure superior quality work and close tolerance.

● Solid Construction

Heavy-duty base frame with balanced footings to stay vibration-free through high speed operation.

● Low Setup Time

Screen front insertion and holding / air-locking system for easy setup.

● Extreme Accuracy

Machine consists of strong & flat printing table, high-accuracy linear rails, best drive motors and pressure equalized squeegee / flood coater system.

● Easy Adjustments

Squeegee/Flood Coater depth, pressure, angle, skew, level, speed and screen movement are micrometer or dial displayed to achieve optimum printing result.

● User-Friendly Operation

Control panel with ATMA standard symbolized drawings plus value-added functions to ensure easy operation.

● Safety

Adopted all protections to meet European safety requirements.


● Gripper Take-Off (Option)

The "/G" models with an optional Gripper Take-off system integrated as 3/4-automatic model (for thin, light-weighted, non-deforming flexible materials only).


● Additional Options

Available with Clean Roller (67 & 710 specs only), Static Eliminator, Anti-drip Device, Registration Pins and more, as well as UV dryer to work with.

CHANGE MAY BE MADE WITHOUT PRIOR NOTICE



Screen insertion & holding



Print Head



Registration adjustments & locking



FOUR-POST SCREEN PRINTER W/O TAKE-OFF


Model (Max. Print Area, mm in.)

ATMACE 67	(610x750	24 x 29 ¹ / ₂)
ATMACE 710	(770x1050	30 x 41 ¹ / ₄)
ATMACE 1014	(1070x1410	42 ¹ / ₈ x 55 ¹ / ₂)
ATMACE 1216	(1210x1610	47 ⁵ / ₈ x 63 ⁵ / ₈)

FOUR-POST SCREEN PRINTER WITH GRIPPER TAKE-OFF

Model (Max. Print Area, mm in.)

ATMACE 67/G	(610x750	24 x 29 ¹ / ₂)
ATMACE 710/G	(770x1050	30 x 41 ¹ / ₄)
ATMACE 1014/G	(1070x1410	42 ¹ / ₈ x 55 ¹ / ₂)
ATMACE 1216/G	(1210x1610	47 ⁵ / ₈ x 63 ⁵ / ₈)



Cleaning roller & static eliminator



UV Dryer



Gripper Take-off (/G type)

SPECIFICATION

(metric scale as standard, inch scale as rough conversion)

	67, 67/G	710, 710/G	1014, 1014/G	1216, 1216/G
Working Table size (DxW, mm in.)	800x1000 31 1/2 x 39 3/8	950x1250 37 3/8 x 49 1/4	1250x1700 49 1/4 x 67 7/8	1400x2000 55 1/8 x 78 3/4
Vacuum area (DxW, mm in.)	600x740 23 5/8 x 29 1/8	760x1040 30 7/8 x 40 7/8	1060x1400 42 3/4 x 55 1/8	1200x1600 47 1/4 x 63
Max print area (DxW, mm in.)	610x750 24 x 29 1/2	770x1050 30 x 41 1/4	1070x1410 42 1/8 x 55 1/2	1210x1610 47 5/8 x 63 5/8
Max. O/D frame size (DxW, mm in.)	1000x1050 39 3/8 x 41 1/4	1150x1350 45 1/4 x 53 1/8	1500x1800 59 x 70 7/8	1700x2000 66 7/8 x 78 3/4
Frame height (mm in.)	25-50 1-2	25-50 1-2	25-50 1-2	25-50 1-2
Substrate thickness (mm in.)	0-20 0-3/4 (/G: 0-6 0-1/4)	0-20 0-3/4 (/G: 0-6 0-1/4)	0-20 0-3/4 (/G: 0-6 0-1/4)	0-20 0-3/4 (/G: 0-6 0-1/4)
Table height (mm in.)	960+40 37 3/4 +1 1/2	960+40 37 3/4 +1 1/2	960+40 37 3/4 +1 1/2	960+40 37 3/4 +1 1/2
Conveyor height (/G, mm in.)	820+40 32 3/4 +1 1/2	820+40 32 3/4 +1 1/2	820+40 32 3/4 +1 1/2	820+40 32 3/4 +1 1/2
Clearance screen ↔ table				
Print level (mm in.)	0-20 0-3/4	0-20 0-3/4	0-20 0-3/4	0-20 0-3/4
Standby Level (mm in.)	50 2	50 2	80 3	80 3
Clean-up level (mm in.)	350 13 3/4	350 13 3/4	350 13 3/4	350 13 3/4
Table speed (mm in./sec.)	1100 43	1300 51	1300 51	1300 51
Print head speed (mm in./sec.)	90-900 3-36	90-900 3-36	90-900 3-36	90-900 3-36
Max. capacity (P/H, full stroke)	1040 (/G: 860)	880 (/G: 800)	760 (/G: 700)	710 (/G: 660)
Screen adjustment (X/Y, mm in.)	±10 / ±10 ±3/8 / ±3/8	±10 / ±10 ±3/8 / ±3/8	±10 / ±10 ±3/8 / ±3/8	±10 / ±10 ±3/8 / ±3/8
Skew angle (°)	±3	±2	±2	±2
Electric Power	3-phase, 220V/380V, 50/60Hz			
Power consumption (kw)	3.4 (/G: 3.9)	3.4 (/G: 3.9)	5.1 (/G: 6.1)	5.2 (/G: 6.1)
Input air pressure (kg/cm ² PSI)	5-6 71-85	5-6 71-85	5-6 71-85	5-6 71-85
Air consumption (1 Gl/cycle)	4.1 1.1 (/G: 4.8 1.3)	4.1 1.1 (/G: 4.8 1.3)	6.4 1.7 (/G: 7.1 1.9)	6.4 1.7 (/G: 7.1 1.9)
Dimension (WxDxH, cm in.)	162 x 230 x 140+4 64 x 91 x 55+1 1/2	197 x 266 x 140+4 78 x 105 x 55+1 1/2	282 x 308 x 140+4 111 x 121 x 55+1 1/2	304 x 334 x 140+4 120 x 132 x 55+1 1/2
Weight (kg lb)	1050 2310 (/G: 1100 2420)	1200 2640 (/G: 1250 2750)	1400 3080 (/G: 1450 3190)	1560 3432 (/G: 1630 3586)

SPECIFICATION OF UV DRYER MATCHING ABOVE PRINTER

	602C	1002C	1002C	1302C
Lamp efficiency (w/cm w/in.)	80 200	80 200	80 200	80 200
Q'ty of lamp (pc)	2	2	2	2
Working width (cm in.)	76 30	121 48	121 48	165 65
Conveyor height (cm in.)	80+2.5 31 1/2 +1	80+2.5 31 1/2 +1	80+2.5 31 1/2 +1	80+2.5 31 1/2 +1
Conveyor speed (m ft/min.)	5-50 8-82	5-50 8-82	5-50 8-82	5-50 8-82
Conveyor length, overall (cm in.)	245 97	300 118	300 118	400 157
Inlet (cm in.)	95 37	100 39	100 39	200 78
UV sec. (cm in.)	100 39	100 39	100 39	100 39
Outlet (cm in.)	50 20	100 39	100 39	100 39
Electric Power	3-phase, 220V/380V, 50/60Hz			
Power consumption (kw)	14.3	21.5	21.5	28.3
Dimension (WxDxH, cm in.)	245x117x125 97x46x49	300x204x125 118x81x49	300x204x125 118x81x49	400x242x131 120x132x55



ATMA CHAMP ENT. CORP.

65, Wuchuen 7th Rd., Wuku Ind. Zone, Wuku, Taipei, Taiwan 248

TEL : +886-2-22991293 E-MAIL : atma@atma.com.tw

FAX : +886-2-22991291 WEB : http://www.atma.com.tw

No.0310-3